

PRODUCT DATASHEET

DULUX L 24 W/830 2G11

OSRAM DULUX L LUMILUX | CFLni, with 4-pin 2G11 base for ECG/CCG operation



AREAS OF APPLICATION

- Offices, public buildings
- Shops
- Supermarkets and department stores
- Hotels, restaurants
- Industry

PRODUCT BENEFITS

- Very economical
- Outstanding luminous flux
- Outstanding luminous efficiency
- Long service life
- OSRAM System+ Guarantee in combination with OSRAM QUICKTRONIC ECG
- Less than half as long as tubular fluorescent lamps
- Improved maintenance

PRODUCT FEATURES

- Short and compact pin-base lamp with double-turn tubes
- Single-ended four-pin plug-in 2G11 base
- Dimmable (1...100 % with QUICKTRONIC QT_i DALI/DIM)
- Color rendering index $R_a \geq 80$
- Average life: 20,000 h (with QUICKTRONIC)



- Operates on battery, solar and AC power with suitable electronic control gear
- Also available in blue

TECHNICAL DATA

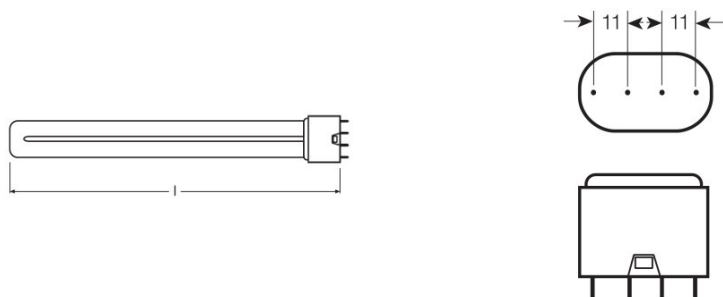
Electrical data

Nominal voltage	87 V
Rated wattage	24.00 W
Nominal wattage	24.00 W
Nominal current	0.34 A

Photometrical data

Nominal luminous flux	1620 lm
Luminous flux at 25 °C	1800 lm
Rated luminous flux	1620 lm
Rated color temperature	3000 K
Color rendering index Ra	≥80
Rated LLMF at 4,000 h	0.86
Rated LLMF at 6,000 h	0.82
Rated LLMF at 8,000 h	0.80
Rated LLMF at 12,000 h	0.76
Rated LLMF at 16,000 h	0.81
Rated LLMF at 20,000 h	0.80
Luminance	2.1 cd/cm ²
Light color (designation)	LUMILUX Warm White
Color temperature	3000 K
Luminous flux	1620 lm
Color rendering index Ra	≥80

Dimensions & weight



Diameter	17.5 mm
----------	---------

Overall length	321.0 mm
Tube diameter	17.5 mm
Length	321.0 mm
Length acc. to IEC standard	320 mm
Length with base excl. base pins/connection	317.00 mm
Outer bulb	T16
Maximum diameter	17.0 mm

Temperatures & operating conditions

Rated ambient temp.w.max.luminous flux	25.0 °C
---	---------

Lifespan

Nominal lamp life time	12000 h
Rated lamp life time	12000 h
Service life	13000 h ¹⁾
Rated lamp survival factor at 2,000 h	0.99
Rated lamp survival factor at 4,000 h	0.99
Rated lamp survival factor at 6,000 h	0.98
Rated lamp survival factor at 8,000 h	0.92
Rated lamp survival factor at 12,000 h	0.50
Rated lamp survival factor at 16,000 h	0.81
Rated lamp survival factor at 20,000 h	0.50
Operation mode LLMF/LSF	HF
Lifespan	20000 h ¹⁾

¹⁾ With preheat ECG

Additional product data

Base (standard designation)	2G11
Mercury content	2.5 mg
Product remark	For ECG and CCG operation

Capabilities

Dimmable	Yes
Suitable for indoor	Yes

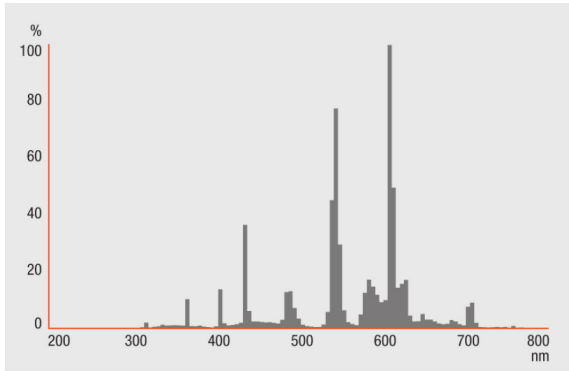
Certificates & standards

Energy consumption	27 kWh/1000h
Energy efficiency class	G

Country-specific categorizations

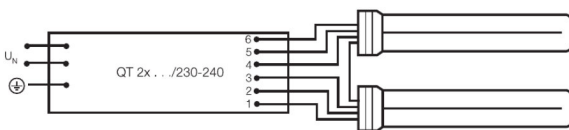
ILCOS	FSD-24/830-E-2G11-43,9/317
--------------	----------------------------

Light Distribution

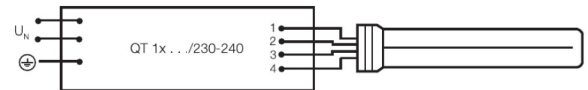


Spectral power distribution

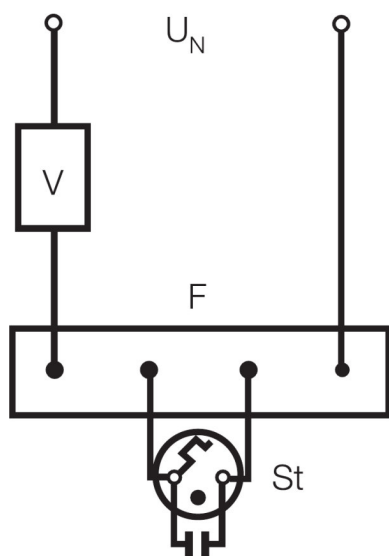
Wiring Diagram



Wiring diagram



Wiring diagram



Wiring diagram

EQUIPMENT / ACCESSORIES

- Suitable for standard control gears and starters
- Suitable for operation on electronic and conventional control gear

LOGISTICAL DATA

Product code	Packaging unit (Pieces/Unit)	Dimensions (length x width x height)	Gross weight	Volume
4050300010762	Folding carton box 1	27 mm x 46 mm x 347 mm	100.67 g	0.43 dm ³
4050300242187	Shipping carton box 10	361 mm x 103 mm x 136 mm	1093.75 g	5.06 dm ³

The mentioned product code describes the smallest quantity unit which can be ordered. One shipping unit can contain one or more single products. When placing an order, for the quantity please enter single or multiples of a shipping unit.

REFERENCES / LINKS

For more information on the system guarantee and the terms and conditions of the guarantee visit

- ▶ www.ledvance.com/system-guarantee

DISCLAIMER

Subject to change without notice. Errors and omission excepted. Always make sure to use the most recent release.

OSRAM DULUX L LUMILUX | CFLni, with 4-pin 2G11 base for ECG/CCG operation

Product name	Product name ECG	EAN	Nominal current	Nominal wattage + Power loss	Luminous flux at 35 °C	Number of lighting outlets
DULUX L 24 W/830 2G11	QT-ECO 1x18-24/220-240 L	4050300660417	0.16 A	22.50 W	1600 lm	1
	QT-ECO 1x18-24/220-240 S	4050300638560	0.16 A	22.50 W	1600 lm	1
	QTi 1x14/24 DIM	4050300870922	0.11 A	25.00 W	1800 lm	1
	QTi 2x14/24 DIM	4050300870946	0.22 A	49.00 W	1800 lm	2
	QTi 3x14/24 DIM	4008321069719	0.32 A	73.00 W	1800 lm	3
	QTi 4x14/24 DIM	4008321069993	0.43 A	98.00 W	1800 lm	4
	QTi DALI 1x14/24 DIM	4050300870380	0.11 A	25.00 W	1600 lm	1
	QTi DALI 2x14/24 DIM	4050300870861	0.22 A	49.00 W	1800 lm	2
	QTi DALI 3x14/24 DIM	4008321069955	0.32 A	73.00 W	1800 lm	3
	QTi DALI 4x14/24 DIM	4008321070036	0.43 A	98.00 W	1800 lm	4
	QTi DALI-T/E 1x18-57 DIM	4008321060808	0.12 A	26.00 W	1200 lm	1
	QTi DALI-T/E 2x18-42 DIM	4008321060822	0.22 A	51.00 W	1200 lm	2
	QT-M 2x26-42/220-240 S	4008321110022	0.23 A	54.00 W	1750 lm	2
	QTP-DL 1x18-24	4008321117861	0.115 A	26.00 W	1800 lm	1
	QTP-DL 2x18-24	4008321117885	0.22 A	49.00 W	1800 lm	2
	QTP-M 1x26-42	4008321329134	0.12 A	25.00 W	1750 lm	1
	QTP-M 2x26-32	4008321329158	0.22 A	48.00 W	1750 lm	2
	QTP-OPTIMAL 1x18-40	4008321873743	0.12 A	27.00 W	1750 lm	1
	QTP-OPTIMAL 2x18-40	4008321873767	0.23 A	53.00 W	1750 lm	2