

PRODUCT DATASHEET

DULUX D 10 W/840

OSRAM DULUX D | CFLni, 2 tubes, with 2-pin base for CCG operation



AREAS OF APPLICATION

- Offices, public buildings
- Shops
- Supermarkets and department stores
- Hotels, restaurants
- Industry

PRODUCT BENEFITS

- Extremely economical
- Good quality of light
- Excellent luminous flux
- Long service life
- Improved maintenance

PRODUCT FEATURES

- Color rendering index $R_a : \geq 80$
- Short and compact pin-base lamp with double-turn tubes
- Single-ended two-pin plug-in G24d base



TECHNICAL DATA


Electrical data

Rated wattage	10.00 W
Nominal wattage	10.00 W

Photometrical data

Nominal luminous flux	600 lm
Luminous flux at 25 °C	600 lm
Rated luminous flux	600 lm
Rated color temperature	4000 K
Color rendering index Ra	≥80
Rated LLMF at 2,000 h	0.85
Rated LLMF at 4,000 h	0.78
Rated LLMF at 6,000 h	0.76
Rated LLMF at 8,000 h	0.75
Light color (designation)	LUMILUX Cool White
Color temperature	4000 K
Luminous flux	600 lm
Color rendering index Ra	≥80

— **Dimensions & weight**



Diameter	11.0 mm
Overall length	108.0 mm
Length	110.0 mm
Length acc. to IEC standard	95 mm
Length with base excl. base pins/connection	87.00 mm
Outer bulb	T11
Maximum diameter	11.0 mm

Lifespan

Nominal lamp life time	10000 h
Rated lamp life time	10000 h
Service life	6500 h
Rated lamp survival factor at 2,000 h	0.99
Rated lamp survival factor at 4,000 h	0.99
Rated lamp survival factor at 6,000 h	0.95
Rated lamp survival factor at 8,000 h	0.81
Operation mode LLMF/LSF	50 Hz
Lifespan	10000 h ¹⁾

¹⁾ With CCG/LLCG

Additional product data

Base (standard designation)	G24d-1
Mercury content	1.3 mg

Capabilities

Dimmable	No
Suitable for indoor	Yes

Certificates & standards

Energy consumption	13 kWh/1000h
Energy efficiency class	B

Country-specific categorizations

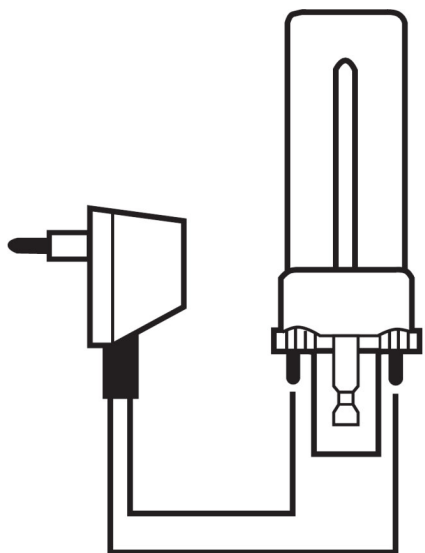
ILCOS	FSQ-10/840-I-G24d-1
-------	---------------------

Light Distribution

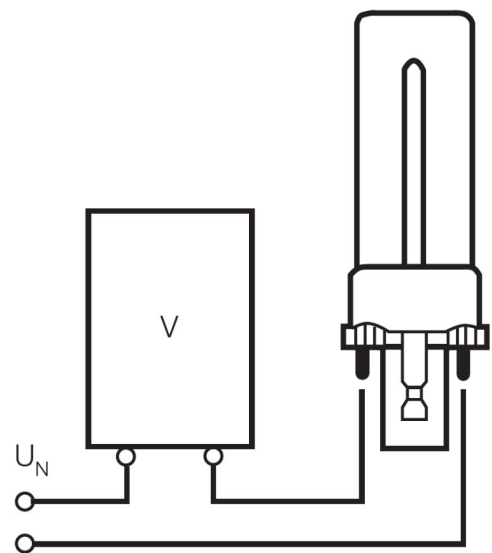


Spectral power distribution

Wiring Diagram



Wiring diagram



Wiring diagram

EQUIPMENT / ACCESSORIES

- Suitable for operation on conventional control gear

SAFETY ADVICE

In case of lamp breakage: www.ledvance.com/brokenlamp

LOGISTICAL DATA

Product code	Packaging unit (Pieces/Unit)	Dimensions (length x width x height)	Gross weight	Volume
4050300010595	Folding carton box 1	120 mm x 36 mm x 36 mm	42.60 g	0.16 dm ³
4050300240978	Shipping carton box 50	371 mm x 132 mm x 186 mm	2914.00 g	9.11 dm ³
4008321042545	Shipping carton box 200	- x - x -		
4050300240985	Shipping carton box 10	152 mm x 132 mm x 118 mm	478.00 g	2.37 dm ³

The mentioned product code describes the smallest quantity unit which can be ordered. One shipping unit can contain one or more single products. When placing an order, for the quantity please enter single or multiples of a shipping unit.

DISCLAIMER

Subject to change without notice. Errors and omission excepted. Always make sure to use the most recent release.